



# Exploring Art with the Ipad by Larissa Murdock


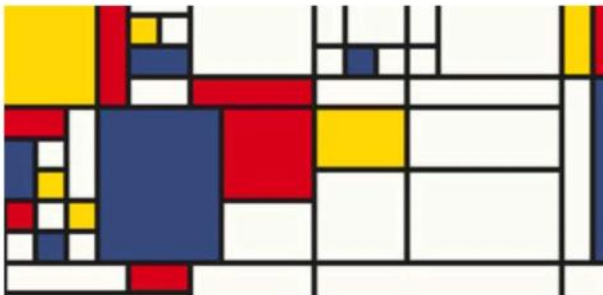

Exploring Art with  
the iPad



## Understanding art elements



*Create a series of collages  
that illustrate the art  
elements, using sections of  
famous artworks.*




*Why are art elements important?*

They are the ingredients used to make an artwork. Without the art elements there would be no artwork.

*What are the seven art elements?*

Line  
Shape  
Pattern  
Colour  
Texture  
Tone  
Space



## Understanding Art Elements - Your Task

*Create a series of collages that illustrate the art elements, using sections of famous artworks.*

For each Art Element create a collage using sections of famous artworks from any artist in the list.

### What artists to explore?


Mondrian  
Matisse  
Hundertwasser  
Rothko  
Marhol  
Pollock

Van Gogh  
Picasso  
Klimt  
Klee  
Michelangelo  
Dali

*Apps suitable for this project*



Pic Jointer PhotoMess



Pic Collage



Pic Stitch



CloudArt

# Extension Activities

## *Literacy - CloudArt*

Select one of the Art Element Collages and use CloudArt to type in as many words that you can think of to describe that particular Art Element.

## *Quiz/Posters*

Print out the collages on card and have students guess which art element it represents. These printouts can then be used as Art Element posters for the classroom.